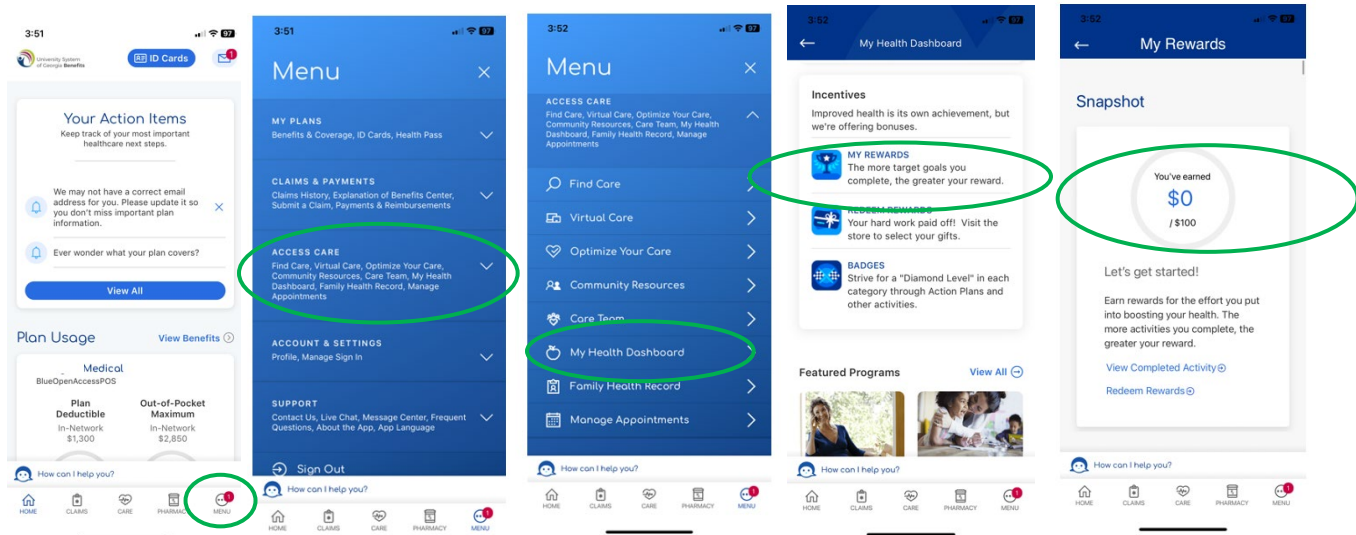


Smart Rewards Incentive Gift Card Redemption Process – Sydney Mobile App

Step 1 – View reward amount available to be redeemed in the Sydney Mobile App.

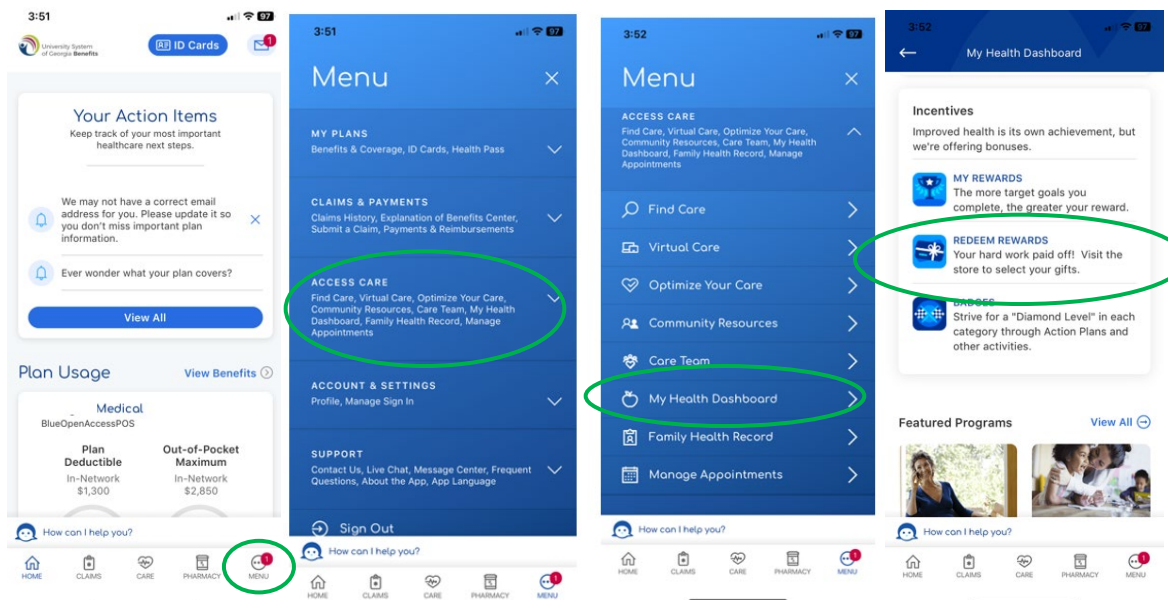
Access the Sydney Mobile App. Select “Menu” > “Access Care”, then “My Health Dashboard” > Click on “My Rewards.”

You will be able to see how much you have earned toward your \$100 maximum.



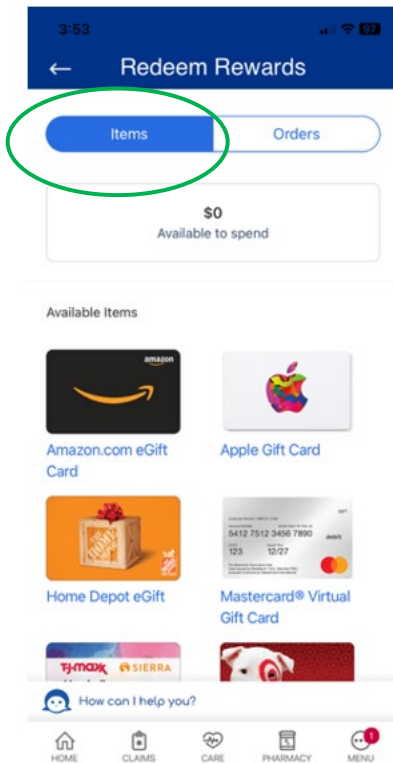
Step 2 – Access the menu to redeem rewards now that you have viewed how much is available.

Select “Menu” > “Access Care” “My Health Dashboard” > Click on “Redeem Rewards.”

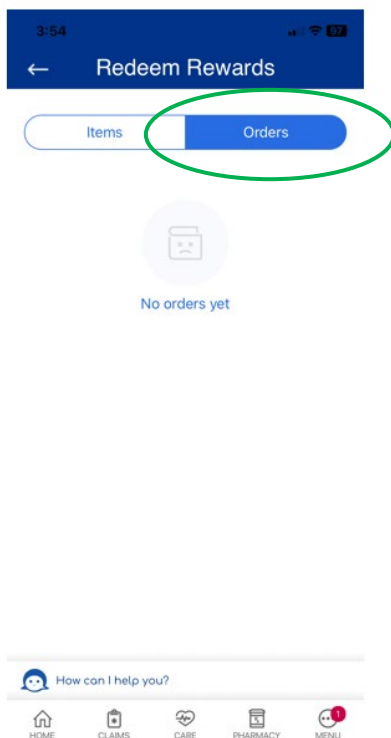


Step 3 – Choose Gift Card to redeem from the available items list. Then choose the dollar amount that you would like to redeem.

You can choose how much you want to redeem, and also split the amounts between different gift cards.



Step 4 – To view redemptions/orders completed, go back to Redeem Rewards page > Click on the Orders tab, then click the arrow to the right of the card information.



Step 5 - Click on "Redeem"

Card Number: 1234567891011121314 CSC:1212

Redeem



Step 6 – Save or access at a later date when using the gift card



Card Number: 1234567891011121314 **CSC:**1212